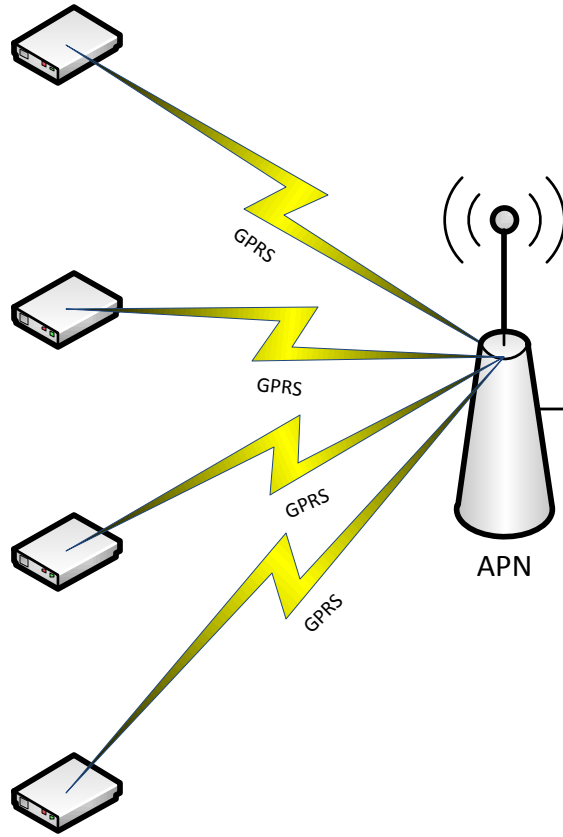
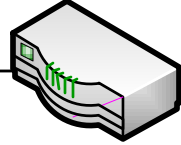


Set settings:  
MainCenter + ADDR port  
techbase.dyndns.org: 1234



Ethernet



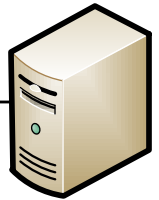
Router should be log in to  
Dyndns.org, and have  
trigger port.  
Example 1234 to  
192.168.0.105  
for TCP and UDP protocol

TCP : 1234

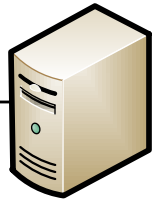


TCP : 1234

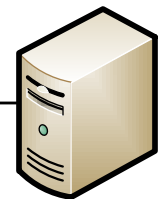
Computer with  
TCP2COM  
listening on port  
1234



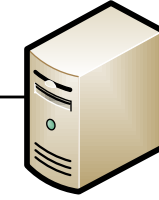
192.168.0.105



192.168.0.110



192.168.0.115



192.168.0.120

F2103 transmit data to router using DDNS:  
Techbase.dyndns.org